









Wirksworth, Derbyshire: St John's Street Mediaeval Pottery List 2015: Shards in type order.




	Brackenfield type	Body Sherd	Spots of clear glaze ext; decayed brown glaze int	C14th - EC15th
	Brackenfield type 001	BS	Small spots of yellow glaze ext	C13 th – C14 th
	Brackenfield type 19	BS	Pale green glaze ext	C14th - EC15th
	Doncaster Frenchgate type	BS	U/Dec	LC11th – C12th

		Burley Hill type ware	BS	U/Dec	MC13th – LC14th
		Burley Hill type ware	BS	Thin patchy green glaze ext	C13 th – C14 th
		Burley Hill type ware	BS	Dark green glaze ext	 Example of Burley Hill Ware C13 th – C14 th





		Burley Hill 01 type	BS	Dark green glaze ext	C13 th – C14 th
		Burley Hill 01 type	BS	Thin green glaze ext	MC13 th – LC14 th
		Burley Hill 01 type	Base	Patchy green glaze ext	C13 th – C14 th ?
		Burley Hill 02 type	BS	Green glaze w/ small pimples of metallic lead	C12 th – C13 th





		Buff Sandy ware	BS	U/Dec	Medieval
		Buff Sandy ware	Rim	U/Dec	Medieval
		Buff Sandy ware	BS	U/Dec	Medieval
		Derbyshire Soft Orange Sandy ware type	BS	U/Dec	Medieval
		Derbyshire Soft Orange Sandy ware type	BS	U/Dec	Medieval




	Derbyshire Soft Orange Sandy ware type	BS	U/Dec	Medieval
	Derbyshire Soft Orange Sandy ware type	BS	Rilled ext	C12 th – EC14 th ?
	Oxidised Sandy ware	BS	Thin dull red slip int & ext	Medieval
	Oxidised Sandy ware	BS	Crazed flaky green glaze ext	Medieval





	Hartshorne type ware	BS	Thin dark red slip ext	Medieval
	Hartshorne type ware	BS	Thin red slip ext w/ patchy clear splashed glaze int & ext	C12 th – C13 th
	Hartshorne type ware	BS	Crazed pale green glaze ext, slightly friable	C13 th ?

	Hartshorne type ware	Rim	Traces of green glaze ext	Medieval
	Hartshorne type ware	BS	U/Dec	Medieval
	Late Medieval Sandy ware	BS	Spots of dark glaze ext	C14 th – C15 th

	Late Medieval Sandy ware	BS	U/Dec	C14 th – C15 th
	Late Medieval Sandy ware	Base	U/Dec. Variagated (possibly coal measures clay)	Late Medieval
	Midlands Purple type ware	Base	Spots of purple glaze on underside	LC15 th – C16 th
	Midlands Purple type ware	BS	U/Dec	LC15 th – C16 th

		Midlands Purple type ware	BS	Thin glaze fuming int & ext	LC15 th – C16 th
		Midlands Purple type ware	Rim	Purple glaze fuming ext	LC15 th – C17 th
		Midlands Purple type ware	Lid-seated rim	Purple glaze fuming ext	LC15 th – C17 th
		Derbyshire Coarse Soft Orange Sandy ware	BS	Thin green glaze ext	C12 th – EC14 th ?

	Derbyshire Coarse Soft Orange Sandy ware	BS	U/Dec	C12 th – EC14 th ?
	Reduced Sandy ware	Base	Smoothed int & ext	C12 th – LC13 th
	Reduced Sandy ware	BS	Sparse, patchy thin pale green glaze ext	Medieval
	Reduced Sandy ware	Rim	Thin green glaze ext	Medieval

	Derbyshire Medieval Sandy ware type	BS	U/Dec	Medieval
	Derbyshire Soft White Sandy ware	BS	U/Dec	C12 th – EC14 th ?
	Splash Glazed Sandy ware	BS	Patchy splashed glaze ext	LC11th – E/MC13th
	Unknown buff white ware	Flake	Painted red slip ext	Mediaeval or parchment ware?